




DobyGrip®




Precision
Engineering
& Reliability



WIRE ROPE SUSPENSION SYSTEM



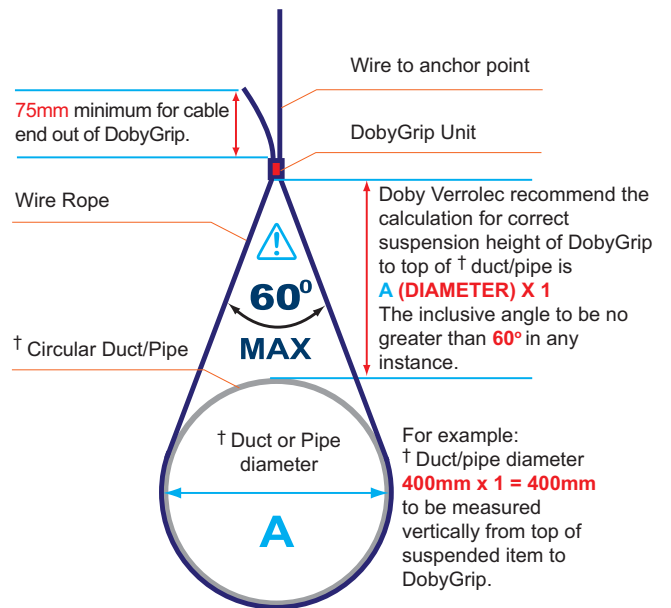
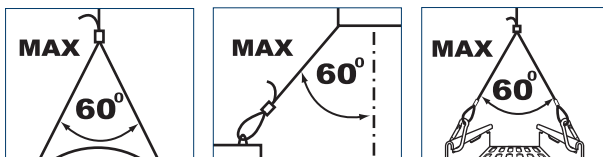


DobyGrip



Safety Notice & Guidance

The diagrams to the right and below illustrate the typical loading configurations for the DobyGrip range when the suspension wire is away from vertical. If the †duct/pipe is required to be closer to the DobyGrip unit for height restrictions or services etc, then the Safe Working Load (SWL) table overleaf will show the permitted angles and the reduction in the suspended loads. For more information on permissible DobyGrip to suspended item heights, then please refer to the sales office for recommendations.



† Please Note

We mention here just about Duct or Pipe, the same principle applies to whatever is being suspended. The width of the suspended object determines the permissible inclusive angle and which in turn effects the SWL.

When suspending any item using the DobyGrip Wire Rope Suspension System, care must be taken to ensure all instructions are followed (refer to separate Fabrication & Installation Sheet). Always use Fixings and wire rope as supplied by Doby Verrolec, using an alternate supplier negates all performance data. The DobyGrip system is for suspending static loads only and on no account should it be used as a lifting device. Never exceed the stated maximum angles and load ratings of the Grip or any of its associated accessories. Ensure the load is evenly distributed. Never walk on any suspended item. Do not paint or coat either the Grip or any part of the wire rope or lubricate for any reason the internal parts of the Grip. Do not use in a corrosive environment. Doby Verrolec is not liable for any consequential damages which may be incurred due to misapplication. It is the user's responsibility to ensure the product is suitable for the application to which it is being used.

Doby Verrolec
Engineering the future - today

What is the DobyGrip?



The modern way to suspend static loads - quickly

It is widely accepted that labour costs are a significant outlay on most M&E projects, so any product that substantially reduces installation times merits serious consideration.


The DobyGrip wire suspension system is used to suspend static loads. In short, it's the perfect alternative to traditional methods such as threaded rod. Independent reports suggest installation times are greatly reduced, by as much as **60%**.

Available in 3 sizes, DG1, DG2 & DG3, with safe working loads up to 100kg (220lb). All of our DobyGrips are independently tested, witnessed by Lloyds Register and have a 5:1 built in safety factor.


How does it work?

It's all in the gearing...

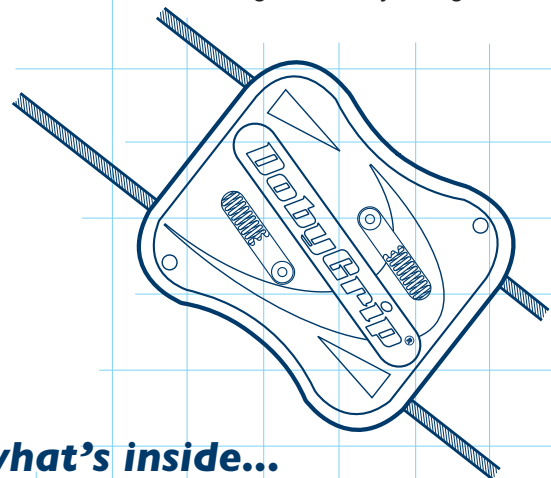
A durable, strong and ergonomic zinc cast body, patented gripping wheel design and an inbuilt release mechanism are just some of the features that combine to produce fast and efficient installation when used in conjunction with our galvanised steel wire rope.



Available in kit form, with pre-cut, individually banded wires and an expanding range of end fixings, or individual DobyGrips with 150m (492ft) drums of wire across, 1mm (3/64"), 2mm (5/64") & 3mm (1/8") diameters.



Ergonomically designed casing



A look at what's inside...

Wire rope direction.

Sintered Steel gripping wheels.

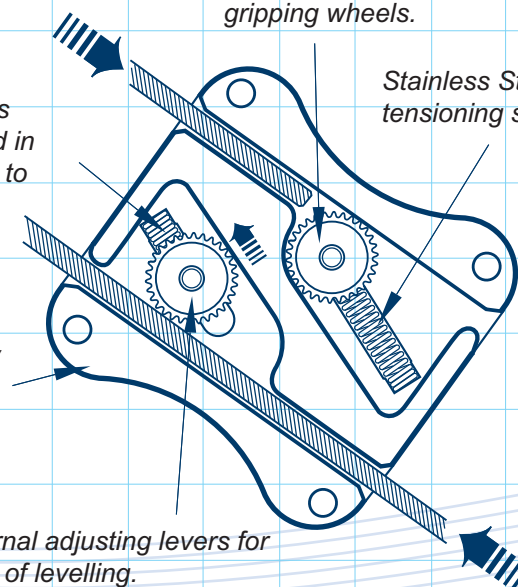
Spring under compression as wheel is moved in arrow direction to grip wire.

Stainless Steel tensioning springs.


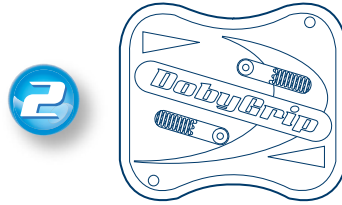
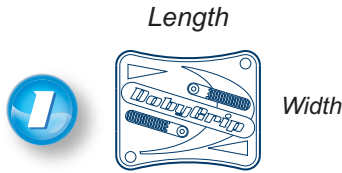
Zinc cast body (Zamac) minimises corrosion.

External adjusting levers for ease of levelling.

Wire rope direction.



The DobyGrip Family



DobyGrip 1

Width:	16.5mm (21/32")
Length:	20mm (25/32")
Height:	6mm (15/64")
Weight:	9gms (0.32oz)
Order code:	DG1
Packing details:	50 per pkt.

DobyGrip 2

Width:	26mm (1 1/32")
Length:	30mm (1 3/16")
Height:	9mm (11/32")
Weight:	28gms (0.99oz)
Order code:	DG2
Packing details:	20 per pkt.

DobyGrip 3

Width:	35mm (1 3/8")
Length:	35mm (1 3/8")
Height:	12mm (15/32")
Weight:	75gms (2.65oz)
Order code:	DG3
Packing details:	10 per pkt.

Design Specification

Technical details

The DobyGrip suspension system is currently available in three sizes, with suspended loads up to 100Kg (220lbs) from a single unit, greater loads will require multiple DobyGrip units. Each DobyGrip unit has been tested to minimum safety factor of 5:1 in a vertical plane. For Angles below 90 degrees from vertical refer to the table below for the appropriate supportable load. If any further information is required, then please call the sales office (details on the back page) or go to the DobyGrip website at: www.dobygrip.com.

All ratings were determined by independent testing by Northumbria University and witnessed by Lloyds Register. Life Cycle Test - Undertaken by Northumbria University, both the DG2 and DG3 were subjected to the load over a 300 hour period. Seismic testing was undertaken by Northumbria University and witnessed by Lloyds Register 110,000 cycles at 10Hz.

Loading Tables

	Wire Diameter	kg	lb
DobyGrip DG1	1mm (3/64") (7x7)	10	22
DobyGrip DG2	2mm (5/64") (7x7)	50	110
DobyGrip DG3	3mm (1/8") (7x7)	100	220

Load rating is covered by 5:1 safety factor & based upon a vertically applied load

The DobyGrip units will effectively work at other angles but the load capacity is reduced as stated to the right. Please refer to sales office for configurations outside of the tables.

Angle from Vertical	0 deg.	15 deg.	30 deg.	45 deg.	60 deg.	Max.
% of Loading (SWL)	100	90	80	70	50	
DobyGrip DG1 Kg	10	9	8	7	5	
DobyGrip DG2 Kg	50	45	40	35	25	
DobyGrip DG3 Kg	100	90	80	70	50	
DobyGrip DG1 lb	22	21	18	15	11	
DobyGrip DG2 lb	110	99	88	77	55	
DobyGrip DG3 lb	220	198	176	154	110	

Component Specifications

DobyGrip body:	Zinc Casting
Retaining Spring:	304 Stainless
Gripping Wheel:	Sintered Steel
Wire Rope:	7x7 Galvanised Steel

Fabrication & Installation

Complete fabrication and installation instructions are available as a download from www.dobygrip.com or upon request from the main sales department (contact details on back). Instructions should be strictly adhered to, ensuring optimum performance of the DobyGrip Wire Suspension System.



DobyGrip Wire Rope Accessories



Wire with Loop end

- A DobyGrip comes supplied with all wires.
- Galvanised steel construction with a standard 7x7 strands.
- Strict quality inspection procedures and independent tests to ensure reliability.
- For traceability a coloured strand is threaded through the wire rope.
- Available in three wire diameters 1, 2 & 3mm (3/64", 5/64" & 1/8") and in 1, 2, 3, 4 & 5m (3ft, 6ft, 9ft, 13ft & 16ft) standard lengths.



Wire with Carabina

- Quick answer for fixing to hooks, eyes, baskets, trays or slotted channel.
- Reduces installation times compared to conventional suspension methods.
- A DobyGrip comes complete with all wires.
- Strict quality inspection procedures and independent tests to ensure reliability.
- Available in three wire diameters 1, 2 & 3mm (3/64", 5/64" & 1/8") and in 1, 2, 3, 4 & 5m (3ft, 6ft, 9ft, 13ft & 16ft) standard lengths.



Wire with Eye Bolt

- Wire loop with either a closed M6 or *M8 Eye Bolt (*available upon request).
- Quick fitting for concrete ceilings or decking with appropriate hanger.
- A DobyGrip comes complete with all wires.
- Strict quality inspection procedure and independent tests ensure reliability.
- Available in two diameters and in 1, 2, 3, 4 & 5m (3ft, 6ft, 9ft, 13ft & 16ft) standard lengths.



Y-Fitting Loop End - Kit A

- Kit A is made to customers own specifications of wire leg lengths, loop ended.
- Available in three wire diameters 1, 2 & 3mm (3/64", 5/64" & 1/8").
- Suitable for DG1, DG2 & DG3 DobyGrip units.
- Height is adjusted using a DobyGrip as an additional extra to the kit.
- Minimum leg length of 150mm (5"), inclusive of looped ends & ferrules.
- Re-attachment to service is effective when used with the *Carabina accessory.



Y-Fitting Plain End - Kit B

- Kit B is made to customers own specifications of wire leg lengths, top non-looped.
- Available in 1, 2 & 3mm (3/64", 5/64" & 1/8") cable thicknesses.
- Suitable for DG1, DG2 & DG3 DobyGrip units.
- Height is adjusted using the DobyGrip included in each wire kit.
- Minimum leg length of 150mm (5") to a maximum of 10m (32ft).
- Re-attachment to service is effective when used with the *Carabina accessory.
- Available as standard lengths: 2mm x 3m (5/64" x 9ft) (300mm 11" leg) & 2mm x 3m (500mm 19" leg).



Wire on Reels & Wire Rope Cutters

- Galvanised steel rope construction with a standard 7x7 strands.
- Strict quality inspection procedures and independent tests to ensure reliability.
- For traceability a coloured strand is threaded through the wire rope reels.
- Available in three diameters 1, 2 & 3mm (3/64", 5/64" & 1/8") with a reel length of 150m (492ft).
- Wire Rope Cutters with hardened steel blades for accuracy and durability.
- Spring loaded for ease of use and control with 13cm (5") long handles for leverage.
- Cutting capacity of 4.75mm (3/16"), including a safety catch and Vinyl coated handles for a comfortable non-slip grip.

*Carabina accessory - Please contact the Sales office for individual purchasing details.

Please note that all Imperial measurements stated are approximate.


To see the full range of DobyGrip fittings and accessories please go to: www.dobygrip.com



Doby Verrolec was formed with the merger of Doby Cleats Limited and Verrolec Limited in 1999, bringing together over 50 years of manufacturing experience.

Doby Verrolec are the largest manufacturers of ductwork jointing systems in the UK and are part of the global manufacturing group, Heitkamp & Thumann.

The Heitkamp & Thumann Group, founded in 1978, is an independent group of internationally active companies in the metal and plastic processing industry, uniting different core capabilities for the efficient production of high-precision, close tolerance parts.



HEITKAMP & THUMANN GROUP

The Heitkamp & Thumann Group provides precision formed parts made from metal and plastic to a variety of dynamic industries. With its more than 20 companies, the Group performs services for the most demanding customers around the world. This is a challenge that requires a high degree of responsibility in addition to constant innovation power and comprehensive competitive competence.

The Heitkamp & Thumann Group has taken on this challenge. A primary focus in our research and development is the consistent development of process and manufacturing technologies. Thanks to our highly qualified and motivated employees, the companies in our Group are able to anticipate new market requirements.

Available from:



www.dobyverrolec.com



www.dobygrip.com



Doby Verrolec, Harelaw Industrial Estate, Stanley, Co. Durham DH9 8UJ England
Telephone: +44 (0)1207 238844 Fax: +44 (0)1207 283563
Email: enq@dobyverrolec.com Websites: www.dobygrip.com & www.dobyverrolec.com

The information contained herein is subject to change without prior notice due to continuing research and development.
Doby Cleats Ltd trading as Doby Verrolec Registered in England Number 952089